



NEWS BUOY

PRESIDENT'S MESSAGE

Welcome to the winter edition of The News Buoy. Our illustrious editors have decided to make this issue about canine dental health. I am sure you will find many interesting tidbits of information. Also in this newsletter will be the details on signing up for our Eye Clinic in Doylestown, PA in February. All Portuguese Water Dogs should have an eye exam. It is required for breeding stock, but always a good idea even for the family pet. We hope to see you all there! Hopefully Mother Nature will cooperate, however, there is a snow date if she doesn't.

Your Board of Directors welcomes Maureen Doherty's addition to our corps. Maureen has served on Keystone's Board of Directors before and we are happy to have her doing so again. Welcome Maureen!

The Keystone BOD is always available to listen to suggestions or comments from its membership so don't hesitate to reach out to any one of us if you have something on your mind.

—Judy Murray

2024 Keystone Board

President: Judy Murray

Vice-President: Dave Wichterman

Secretary: Janice Cohen

Treasurer: Harry Saltzer

Directors: Shannon Antunes, Sandra Caruso, Maureen Doherty, Lynn Kostas, Barbara Weisman



February Is National Pet Dental Health Month!

National Pet Dental Health Month was created by the American Veterinary Medical Association to educate and promote oral health awareness. Dental disease affects 80–90% of dogs over the age of three, and the incidence increases with age. All dogs are prone to periodontal disease, especially small, toy, and brachycephalic breeds. Periodontal disease is the result accumulation of dental plaque and tartar on the teeth, leading to inflammation of the gums and loss of bone supporting the teeth. Untreated periodontal disease can cause serious systemic issues, such as heart, liver, and kidney disease.

There is good news: routinely inspecting your dog's mouth and breath, brushing their teeth, and scheduling cleanings before problems occur, can help your dog live healthier longer. Periodontal disease can often be reversed if diagnosed and treated early!

Signs of Periodontal Disease

- Plaque and tartar buildup
- Worsening bad breath
- Inflamed, swollen or bleeding gums
- Gum recession
- Mouth pain
- Pawing or scratching the mouth and face
- Incessant licking
- Loose, missing, fractured, or extra teeth
- Excessive drooling
- Poor appetite



February Is National Pet Dental Health Month!

continued from page 1

- Reluctance to chew harder foods
- Favoring one side of the mouth when chewing
- Inability to fully open or close mouth
- Decreased activity
- Depression

Diagnosing Periodontal Disease

Routinely inspect your dog's mouth for plaque and tartar above the gumline. If your dog has any signs of periodontal disease, schedule an appointment with your veterinarian or certified veterinary dentist. Periodontal disease can be diagnosed through a combination of examination, instrument probing, and intraoral radiography.

Stages of Periodontal Disease

- **Stage 1:** Minimal swelling and redness of the gums with possible tartar accumulation. This stage is often reversible!
- **Stage 2:** Mild to moderate loss of the bone and ligaments holding teeth in place. The gums are tender, swollen, and inflamed.
- **Stage 3:** Serious dental damage with up to 50% bone loss.
- **Stage 4:** Severe tartar formation and gum disease with 50% or greater bone loss. The gums are recessed, roots are infected, teeth are damaged, and extraction may be necessary.

Prevention of Periodontal Disease

Routine inspection your dog's oral cavity along with a regular brushing schedule is one of the best defenses! According to the American Veterinary Medical Association, daily brushing is best, but several times a week is a great start and effective.

Wellness Exams

As part of the wellness exam, your veterinarian will inspect your dog's teeth and gums for signs of periodontal disease. Routine dental cleanings remove plaque and tartar and ensure that periodontal disease does not progress into more serious health complications. If you notice that your dog has foul breath or tartar buildup, call the veterinary office to schedule an appointment. A referral to a veterinary dental specialist may be recommended based on severity of the dental issue, the

primary veterinarian's comfort level and expertise, available diagnostic equipment, and owner expectations regarding care.

Pet Insurance

Dental procedures are expensive! Check with your dog's insurance carrier to see what is covered. Some plans partially cover cleanings, some only cover dental trauma, while other plans may offer a dental rider to expand coverage. Begin researching insurance plans before your puppy arrives home from the breeder.

Importance of a Healthy Diet

Good oral health begins with a well balanced diet. Vets may prescribe "dental kibble" to help reduce tartar buildup between cleanings. Most dental diets are composed of larger, textured kibble pieces to encourage chewing, saliva production, and mechanical cleansing of tooth surfaces.

VOHC Approved Dental Products


Look for dental products stamped with the Veterinary Oral Health Council (VOHC) seal, which indicates that the item is effective in helping to control plaque and tartar accumulation. Ask your vet which chews, kibble, treats, or toys would be beneficial to your dog's oral health. Always supervise your dog when offering dental chews to minimize the risk of choking and obstruction.

Conclusion


Canine periodontal disease is caused by an accumulation of plaque and tartar on the teeth, leading to gum infection, pain, bone loss, loss of teeth, and other serious health issues. Being diligent with a brushing routine and scheduling regular dental checkups can help keep your dog's mouth free of pain and disease. While February is National Pet Dental Health Month, caring for your dog's teeth should be a daily habit all year long.


References: American Veterinary Medical Association. Pet Dental Care. AVMA.org. <https://www.avma.org/resources-tools/pet-owners/petcare/pet-dental-care>; Amerivet Veterinary Partners. (2023). How to Prep Your Practice for Pet Dental Health Month. AAHA.org. <https://www.aaha.org/publications/newstat/articles/2023-2/how-to-prep-your-practice-for-pet-dental-health-month/>; Bushell, G. (2020). Pet Dental Health Month - Securing Healthy Smiles for Owner and Pet. Oral-Health Foundation.org. <https://www.dentalhealth.org/blog/pet-dental-health-month-securing-healthy-smiles-for-owner-and-pet/>; Lewis, J. (2022). Nutrition's Role in Dental Health. Veterinary Practice News. <https://www.veterinarypracticenews.com/nutrition-role-in-dental-health/>; Linder, DE. (2016). What Are the Best Foods and Treats for My Pet's Dental Health? Clinical Nutrition Services of the Cummings School of Veterinary Medicine at Tufts University. <https://vetnutrition.tufts.edu/2016/07/what-are-the-best-foods-and-treats-for-my-pets-dental-health/>; Richard P. Riney Canine Health Center. Periodontal Disease: Dreaded dental disease: If your dog is more than 3-years-old, they likely have periodontal disease.Vet.cornell.edu. <https://www.vet.cornell.edu/departments-centers-and-institutes/riney-canine-health-center/canine-health-information/periodontal-disease/>; Illustration from istockphoto.com.


Brushing in 4 Easy Steps



- 1** Find a quiet time and place. Offer a taste of toothpaste on your finger. If your dog accepts the taste, apply a small amount on the toothbrush.


- 2** Raise the lip and brush at 45 degrees using gentle, circular motions. Open the mouth slightly to reach the lower gumline. Brush from the back toward the midline of the mouth.


- 3** Repeat step 2 on the other side.
- 4** Aim to brush for approximately 30 seconds each side. Keep brushing sessions short and give lots of praise.



By S. Antunes of KPWDC.org

Research has shown that brushing three times a week is adequate to maintain healthy teeth and gums, but daily brushing is needed to control existing gingivitis.

Warning Signs of Periodontal Disease



- 1 Plaque and tartar buildup
- 2 Red, swollen, and recessed gums
- 3 Discolored teeth (brown or yellow)
- 4 Loose, fractured, or missing teeth
- 5 Bad breath (halitosis)
- 6 Excessive drooling
- 7 Favoring one side when chewing
- 8 Reluctance to chew hard foods
- 9 Poor appetite
- 10 Depression and decreased activity
- 11 Pawing or scratching the mouth and face; licking incessantly
- 12 Bleeding from the mouth and gums

By S. Antunes for KPWDC.org

Dental Cleanings: What to Expect

Dental cleanings typically include examination of the teeth and gum, radiographs, cleaning and polishing under anesthesia. During the procedure, the veterinarian looks for signs of periodontal disease and identifies any plaque and tartar buildup, gum inflammation, bone loss, and signs of infection. If your dog has a heart murmur or abnormal rhythm, clearance by a veterinarian cardiologist may be required before scheduling the dental procedure.

Steps to Anticipate

1. Consultation before or same day as the procedure
2. Full history and exam
3. Bloodwork
4. Intravenous fluids to maintain hydration and blood pressure
5. General anesthesia with continuous monitoring and recording of vital signs
6. Radiographs
7. Teeth cleaning: scaling, polishing, gum probing and irrigation, applying antiplaque substance

The dentist specialist will try to preserve all teeth, especially the canines and carnassial teeth. Canine teeth hold and lock objects in the mouth, tear food, contribute to defense and behavioral displays, and provide anatomical structure to the face. Carnassial teeth (large, pointy “cheek teeth”) are responsible for crushing and shearing meat.

Thoughts about Anesthesia

The American Veterinary Dental College (AVDC) does not recommend conducting dental cleanings without anesthesia. A dog who is anesthetized can rest comfortably while the team safely conducts a thorough exam, clean the teeth above and below the gumline, and perform any necessary treatments. Although forgoing anesthesia may seem like a budget friendly approach, doing so can be painful, unsafe, and ineffective. Dental exams, cleanings and procedures are expensive but often necessary to keep your dog’s oral cavity healthy and free of pain. An estimate should be available at the time of the preliminary dental consult. Some pet insurance plans offer partial dental coverage or riders to help defray costs.



Post-operative Pain Management at Home

Although your pet will be anesthetized during the dental procedure, application of numbing medication will help decrease pain during the initial hours following the procedure. The dental team will provide instructions for post-operative care at home and recommendations for follow-up. Dogs may be discharged home with short-term medication, such as an anti-inflammatory for pain management or an antibiotic for suspected infection.

References: Banyard, JM. (2013). AAHA Press. Healthy Mouth, Health Pet: Why Dental Care Matters; AAHA. Ten Facts To Know To Protect Your Pet’s Oral (and Overall!) Health. <https://www.aaaha.org/your-pet/pet-owner-education/aaaha-guidelines-for-pet-owners/dental-care/>; Illustration from istockphoto.com

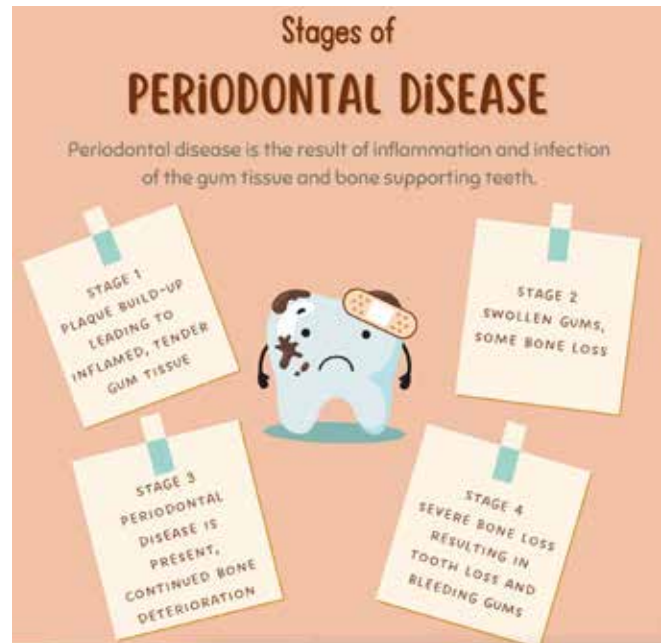


The NIH reports that by age 3, more than 80% of dogs will develop some form of periodontal disease.

What Is a Board Certified Veterinary Dentist?

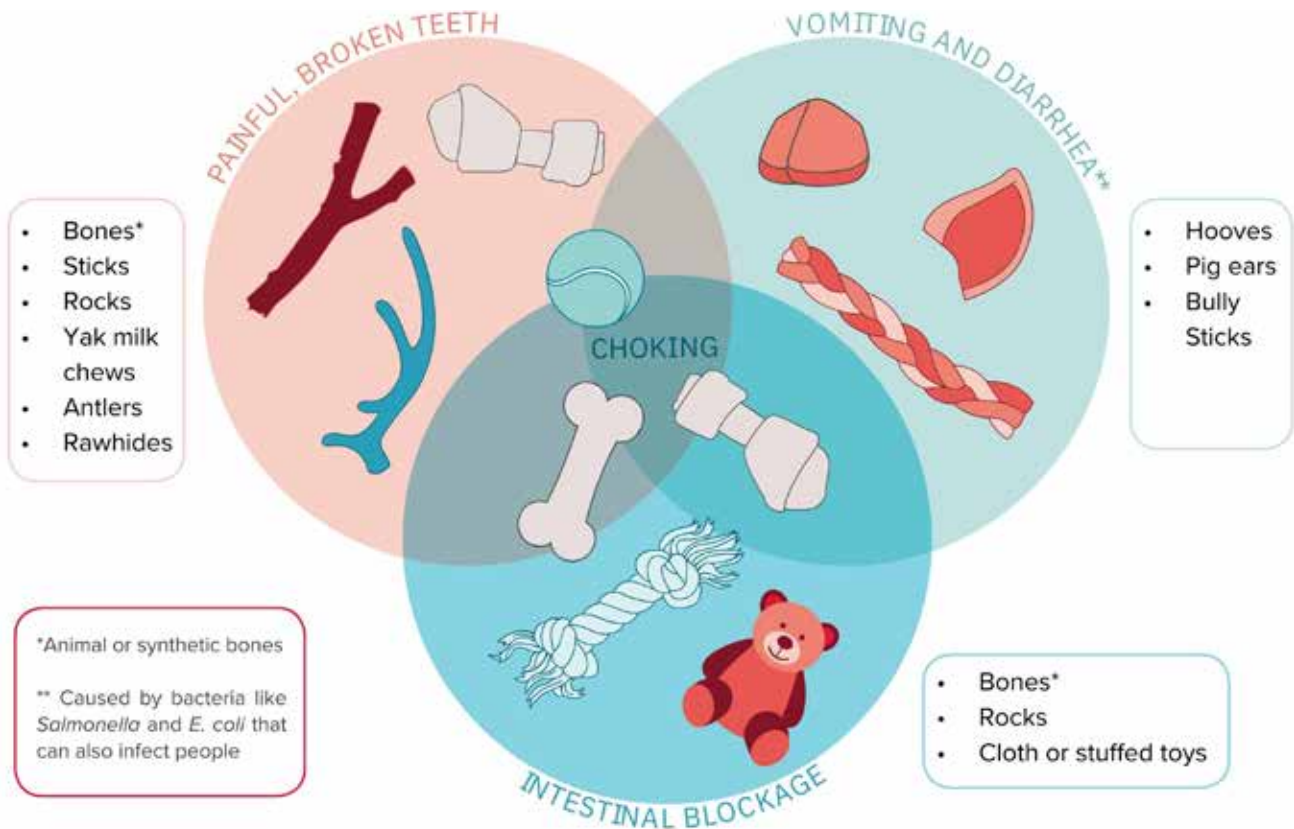
A board-certified veterinary dentist is a veterinarian who has completed advanced, specialized dental training following veterinary school and has passed boards administered by the American Veterinary Dental College (AVDC). A specialty certification in dentistry requires an additional 3–6 years of training after veterinary school. Most general veterinarians are trained to perform routine cleanings, radiographs, and extractions under anesthesia. A board certified veterinary dentist is trained to conduct advanced procedures, like difficult extractions, root canals, mouth tumors, trauma, complicated periodontal disease, fractures of the teeth and jaw, and orthodontics. Pet owners may seek a specialist to explore treatment options or a second opinion. To locate a board certified veterinary dentist near you, search this link: <https://avdc.org/find-vet-dental-specialist/>

References: American Veterinary Dental College (AVDC). What is a Board Certified Veterinary Dentist? [https://avdc.org/what-is-a-veterinary-dentist/#:~:text=Board%20Certified%20Veterinary%20Dentists,direct%20supervision%20of%20a%20Diplomate;Bailey,J.\(2023\).DogTeethCleaning.WholeDogJournal.https://www.whole-dog-journal.com/health/dog-teeth-cleaning/](https://avdc.org/what-is-a-veterinary-dentist/#:~:text=Board%20Certified%20Veterinary%20Dentists,direct%20supervision%20of%20a%20Diplomate;Bailey,J.(2023).DogTeethCleaning.WholeDogJournal.https://www.whole-dog-journal.com/health/dog-teeth-cleaning/); Photo from iStockPhoto.com



It only takes 48 hours for plaque to harden and become tartar.

Not all pet dental products are created equal, and some can even damage your pet's teeth or worse. Here are some common products and the possible problems they can cause.



Teething Timeline



4 weeks

Puppies are weaning from the dam and transitioning to solids. Teeth are erupting.

5-6 weeks

SHARP TEETH ALERT! All baby teeth are in. Puppies are weaning and eating moist, soft foods. Lots of chewing!

12-16 weeks

Baby teeth are shedding, adult teeth are emerging. Lots of biting and nipping. Offer safe chew toys. Be sure to socialize!

6 months

All puppy teeth have fallen out - 42 adult teeth have grown in. Contact vet if any baby teeth are remaining.

Reference: L. Donovan, (2019). A Timeline of Puppy Teething. AKC.org, May 3, 2019
Infographic by Shannon Antunes

Drooling 101

Saliva, a complex fluid produced by several salivary glands, helps protect the oral cavity and break down food traveling to the stomach. Drooling, or hypersalivation, is a normal part of being a dog, and some breeds drool more than others. Drooling can also be a natural reaction to carsickness, anxiety associated with fireworks, smelling tasty food, or while panting on hot days.

Some causes of hypersalivation:

- Nausea
- Anticipating food (reflexive)
- Teething
- Excitement or agitation
- Smelling food
- Dental issues
- Facial nerve paralysis
- Poisoning (insecticides, plants, and chemicals)
- Foreign objects lodged in the mouth
- Throat infections
- Liver or Kidney Disease
- Heat Stroke
- Bowel Obstruction
- Gastric torsion/bloat
- Bilious Vomiting Syndrome

Call your veterinarian with sudden, excessive drooling accompanied by “red flag” symptoms such as poor appetite, behavioral changes, retching or vomiting, difficulties swallowing, or pawing at the mouth. These symptoms require further investigation and may signal underlying issues.


References: Ashe, C. (2020). Dog Drooling: The Juicy Truth About Why Dogs Slobber. Whole Dog Journal. org. <https://www.whole-dog-journal.com/behavior/dog-drooling-the-juicy-truth-about-why-dogs-slobber/>; S. Gibeault. (2022). Dog Drooling: When It is Cause for Concern. AKC.org. <https://www.akc.org/expert-advice/health/why-do-dogs-drool/>; Pasha, S., et al. (2018). The Saliva Proteome of Dogs: Variations Within and Between Breeds and Between Species. NIH.gov. [https://www.ncbi.nlm.nih.gov/pmc/articles/PMC5969230/#:~:text=Saliva%20is%20a%20complex%20multifunctional,and%20initiating%20digestion%20of%20foods](https://www.ncbi.nlm.nih.gov/pmc/articles/PMC5969230/#:~:text=Saliva%20is%20a%20complex%20multifunctional,and%20initiating%20digestion%20of%20foods;); Weir, M. Dealing with Drooling. VCA.org. <https://vcahospitals.com/know-your-pet/dealing-with-drooling>

Use your sense of sight, smell and touch to evaluate your dog's mouth. Any redness, discoloration or bleeding of the teeth or gums, breath that smells foul, and teeth that feel loose may be indicative of periodontal disease.

Beware Oral Tumors

The canine oral cavity is made up of a variety of cell types, such as skin cells, bone cells, and fibrous cells. Abnormal proliferation of cells in the oral cavity can lead to tumor formation. Oral tumors can arise from anywhere in the oral cavity and causes may be multifactorial. Commonly reported symptoms associated with oral tumors include: pain, bad breath, drooling, panting, bleeding from the mouth, difficulty chewing, loose teeth, visible lump or swelling inside of the mouth, decreased appetite, and weight loss. Benign tumors typically grow slowly and do not spread, while malignant tumors enlarge quickly, are more aggressive, and can spread. NIH studies document that oral cancer accounts for 6% of total diagnosed canine cancers, with melanoma, squamous cell, and fibrosarcoma being the most common types. Determining whether a tumor is benign or malignant requires an in depth investigation by a veterinarian specialist. The workup may include biopsy, scans to determine location and extent of disease. Treatment of the tumor depends on the type, location, size, and health of the dog. According to veterinary literature, treatment options may include but are not limited to surgery, immunotherapy, radiation therapy, and chemotherapy.

References: Cray, M., et al. Demographics of Dogs and Cats With Oral Tumors Presenting to Teaching Hospitals: 1996–2017, NIH.org, [https://www.ncbi.nlm.nih.gov/pmc/articles/PMC7533385/#:~:text=Oral%20neoplasia%20is%20reported%20to,cats%20per%20100%2C000%20%5B2%5D](https://www.ncbi.nlm.nih.gov/pmc/articles/PMC7533385/#:~:text=Oral%20neoplasia%20is%20reported%20to,cats%20per%20100%2C000%20%5B2%5D;); Rollings, DS. (2022). Identifying Malignant Oral Tumors. DVM360.org. <https://www.dvm360.com/view/identifying-malignant-oral-tumors>; Weir, M. Oral Tumors in Dogs: An Overview. <https://vcahospitals.com/know-your-pet/oral-tumors-in-dogs-an-overview>;



What? That'll Fit in My Mouth!

Chewing is a natural, fun, and instinctual behavior that allows puppies to relieve teething pain, explore surroundings, and combat boredom, anxiety, and frustration. The months of intense teething can be a trying time as puppies seek to chew on anything, including shoes, feet, and fingers.

Nipping

Portuguese Water Dog puppies are intrinsically mouthy and explore their world through tasting, nipping, chewing, tearing, and carrying objects. It is important to channel nipping behaviors during play into a more acceptable outlet, such as substituting a chew toy. Consistent, positive reinforcement training and a lot of patience will help correct and shape unwanted nipping behaviors.

Before 11 weeks, when the puppy nips or bites your hand, make a loud, high pitched "EEEP!!" sound to alert the puppy that the behavior was painful. This is a similar lesson taught to the litter by the dam and littermates. Provide verbal praise and a treat as the puppy backs off. By 11 weeks, nipping of humans must be stopped! Remember to always supervise your puppy, and never leave a child alone with any dog!

Training Suggestions for Nipping

- Redirect your puppy by substituting a chew toy. When your puppy nips your hand while playing, offer a toy instead. If behaviors continue, stop playing and walk away.
- If your puppy is carrying something inappropriate in their mouth, substitute a toy.
- Enroll in an obedience class with a professional—it is great socialization and bonding, too!
- Work on obedience training to teach which chewing targets are off limits.
- Reward your puppy for bringing you the object in his mouth (teach "drop it").
- Do not chase your dog because biting and nipping will become a dangerous game.
- Be consistent and patient with training. The family should be on same page with training.

continued on page 8

What? That'll Fit in My Mouth!

continued from page 7

- Never hit or punish your dog for nipping! Punishment can escalate the issue and encourages fear or aggression.
- Observe body language and vocalizations. Any signs of aggression, speak to your vet and breeder and consider the assistance of a behaviorist.

Puppy-Proofing

Be proactive in creating a safe home for your puppy! Use a crate when you are not able to fully supervise the puppy, but never for more than a few hours at a time. Gate off rooms, put away shoes, keep plastic bags out or reach, wrap and secure all electrical cords, secure all garbage cans, remove toxic plants, keep medication and poisonous substance in a high cabinet, put away items which can cause choking or obstruction (ex. socks and hair elastics), and keep counter and pantry foods out of reach. *Remember—if your puppy is out of view, trouble is brewing!*

Healthy Chew Options

Provide plenty of safe and satisfying chew toys for your puppy. Avoid bones or toys that can chip and splinter and cause injury and bowel blockage. Stay away from rawhide chews because they are poorly digested and are sometimes treated with strong chemicals. Plush toys are often

ripped open, and puppies may eat the stuffing and the squeaker. Closely monitor your puppy because no chew toy is 100% safe.

Keep Them Stimulated!

To help curb destructive chewing behaviors, is important to keep your puppy mentally and physically stimulated. A bored Portuguese Water Dog can lead to an unhappy and mischievous puppy! Enrichment activities encourages dogs to think, problem solve, and develop confidence. Experiment with various enrichment toys and activities, such as scent walks, chew toys, food puzzles, fetch, hide-and-seek, snuffle mats, stuffed Kongs, or enrolling in obedience classes.

When to See the Dentist

By six months all baby teeth should have fallen out. Retained deciduous teeth can lead to malocclusion (misaligned teeth causing an improper bite) and discomfort. Malocclusion can also cause future dental problems. Consult a veterinarian dental specialist with any retained puppy teeth or sign of oral infection.

References: Estaff. (2021). Will the Teething and Nipping Ever End? Tufts University. <https://www.tuftsyourdog.com/dogtrainingandbehavior/will-the-teething-and-nipping-ever-end/>; R. Carter et. al. Your Nipping Puppy. UC Davis Veterinary Medicine Clinical Animal Behavior Service. https://www.vetmed.ucdavis.edu/sites/g/files/dgvnsk491/files/inline-files/Your_Nipping_Puppy.pdf; H. Myers. (2022). Puppy Teething and Nipping: A Survival Guide. <https://www.akc.org/expert-advice/health/puppy-teething-and-nipping/>; PWDCA webpage. Puppy Resource Kit: Mouthiness, Biting, & Nipping. https://www.pwdca.org/site_page.cfm?pk_association_webpage_menu=8856&pk_association_webpage=18656; Penn Vet Ryan Hospital Behavioral Medicine. Dog Body Language Basics. [https://www.vet.upenn.edu/docs/default-source/ryan/ryan-behavior-medicine/dogbodylanguagebasics-\(pdf\).pdf?sfvrsn=335e17ba_2](https://www.vet.upenn.edu/docs/default-source/ryan/ryan-behavior-medicine/dogbodylanguagebasics-(pdf).pdf?sfvrsn=335e17ba_2); <https://www.akc.org/expert-advice/puppy-information/puppy-proofing-tips-for-your-home-and-yard/>



Who Knew Dogs Have Glass Jaws?

It was a rare Sunday that I wasn't off to an agility trial or some other dog show. But having recently returned from the PWD National Specialty, I wanted a break. We had slept in and were enjoying a slow morning. The dogs had already eaten and were outside playing while our breakfast was cooking. It had rained the night before and the yard was filled with a lot of tree debris—various branches and leaves, plus a bit slick and muddy.

We were just about to sit down to eat and the dogs asked to come in. They came in, we sat down and Flip laid by my feet. But I could tell he kept licking something. His handler always said he chewed his feet, so I nagged him to stop chewing/licking. He looked up at me and I swear my stomach flipped. Something was not right with the face I was looking at. I sent him over to have my husband take a look. Not because I wasn't sure, but because I really couldn't believe what I was seeing.

We immediately left for the emergency vet. I chose the local place because in the past I knew they had an oral surgeon working there. Unfortunately, that was no longer the case, and they promptly sent us to Hope Specialty Center.

The emergency vet confirmed that Flip had broken his jaw, knocked out all but one of his bottom incisors and one of his canine's was out of the socket. They would keep him overnight, until the oral surgeon could see him on Monday. They did talk with him on Sunday and came up with a plan. Dr. Orsini didn't typically work on Mondays, but he came in after

teaching just to work on Flip. He was able to wire his jaw to fix the break and put the canine back in the socket. No bones, no retrieving and no tugging for four months!!! That was very tough on an active 18-month-old boy who loved to chew and retrieve. But because he was young, we went the longer time for healing, because I knew I wanted him to be able to retrieve for water work.

It was a rough couple of months, but he healed beautifully. Very few people ever noticed he was missing those bottom teeth. And he still loved to retrieve. I did have to work with him on the hard ball for working, because at first, he didn't like something about it. And he never did want to tug hard.

So, why am I telling this story? It is an oral care story of sorts. How he actually hurt himself we don't really know. Dr. Orsini had some thoughts, but they just didn't fit with our yard and how Flip acted. What we think, the vet didn't think would have cause that type of damage. But, we think he was running with a large stick in his mouth. And then either slipped in the wet ground or had the stick hit the ground or a tree and wrench his mouth hard enough to break the jaw. He used to love playing with sticks. After his accident we never saw him play with sticks. So, we feel our story makes sense. And I hate when I see dogs playing with large sticks. We were lucky to have a great vet nearby and have a dog that was pretty resilient. And we still talk about Flip's bad day. So beware the stick!

—Lisa Wilkinson



★ BRAGS ★

SAM

Hi! My name is Samson, but my family calls me Sam. I am a proud SeaAngels Summer Madness pup. I had the time of my life at this year's KPWDC's annual picnic in October where I met my dad Cyrus for the first time and got to play with my brother Dutton. I was the youngest puppy to be CGC certified at only six months during the event. See ya all next year. Sam is owned by Michael Yankilevich.



CAYO


Cayo completed his scent work buried advanced and scent work interior advanced titles in November 2023 earning him his overall scent work advanced title. He placed first in interior advanced. Cayo is SeaAngel N NorthStar's IC The Higher Power CD BN CGC TKN FCAT NJP SWA and is handled in scent work by John.

Cayo will qualify for Bayshore Companion Dog Club's multi performance award for 2023 having successfully earned a CD, FCAT, Scent Work Advance and Novice Agility Jumpers titles in the same year. Owned and loved by John and Susan Soviero.



CLARA

CH Paragon's Dance the Night Away at Aquatunes, Clara, earned her AKC Championship at the Florida Gulf Coast Cluster. Clara has been expertly presented by Michael and Michelle Scott. Clara is owned and loved by Michael and Shannon Antunes and Dave Wichterman and bred by Rick and Kelly Jones and Dave Wichterman.



★ BRAGS ★

PERRY & ZORA

Zora started showing in AKC agility in 2023 and she burned up the track. She earned all her Novice titles, all her Open titles, all her Excellent titles, and all her Master titles. She still has one leg needed for a Time2Beat title. She collected 26 first place finishes, 10 second place finishes, and 8 third place finishes. She also shredded a number of my sweatshirts in her wild excitement at the finish line and also got under foot during one run, causing me to trip and seriously dislocate my index finger—the never-to-be-straightened finger I now call “the mark of Zora.”

I think Perry realized that his daughter was out to catch and surpass him. He finally started to get the double Qs he needed for his MACH title. He earned his MACH on December 16, 2023. He also qualified for the AKC National Agility Championships but, unfortunately, we won't be able to travel to Georgia in March for the competition. Team captains for Zora and Perry are Diana Schaub and Lauren Weiner.



FLY

Cutwater Flying Colours finished her DCAT title at the Wilmington Kennel Club event on Jan 14th! Fly is owned by Lisa Wilkinson.



IN MEMORIAM

Charli
2010 - 2023

Charli," Sweet Bay Third One's a Charm, CGC, TDI. Charli was a once in a lifetime dog. Charli came to us by chance, she survived in a litter where 5 of her litter mates did not. As she had horrible scarring from her traumatic birth we decided to keep her, feeling no one would want to purchase a puppy with her "imperfections". It was the best decision we ever made. Charli was my best friend and my partner for 13 years.

Though Charli never received those coveted titles, she opened up a world to me. She was willing to join me in whatever venture I had mind. Together we took part in obedience classes, handling classes, conformation, agility, nose work, water work and therapy work. For eight years Charli joined me at Camp Unleashed where we were inseparable as we hiked, swam, learned tricks, ran agility courses, danced and met lifetime friends.

Charli was my Zen dog, she centered my world and brought me inner peace during difficult times. She was



my heart dog, my world and I will never forget her. Rest my girl, your job is done.

—Lisa Mullikin

Nearly 90 Million Nice Dogs . . . But Any Dog Can Bite

Dog bites pose a serious health risk to our communities and society. More than 4.5 million people are bitten by dogs each year in the United States, and more than 800,000 receive medical attention for dog bites, according to the U.S. Centers for Disease Control (CDC). At least half of those bitten are children. Here are more dog bite facts:

- Almost 1 in 5 people bitten by dogs require medical attention.
 - Children are the most common victims of dog bites and are far more likely to be severely injured.
 - Most dog bites affecting young children occur during everyday activities and while interacting with familiar dogs.
- Any dog can bite: big or small, male or female, young or old. Even the cuddliest, fuzziest, sweetest pet can bite if provoked. Remember, it is not a dog's breed that determines whether it will bite, but rather the dog's individual history and behavior.

Most dog bites are preventable, and there are many things you can do at home and within your community to help prevent them.

Why Do Dogs Bite?

Dogs bite for a variety of reasons, but most commonly as a reaction to something. If the dog finds itself in a stressful situation, it may bite to defend itself or its territory. Dogs can bite because they are scared or have been startled. They can bite because they feel threatened. They can bite to protect something that is valuable to them, like their puppies, their food or a toy.

Dogs might bite because they aren't feeling well. They could be sick or sore due to injury or illness and might want to be left alone. Dogs also might nip and bite during play. Even though nipping during play might be fun for the dog, it can be dangerous for people. It's a good idea to avoid wrestling or playing tug-of-war with your dog. These types of activities can make your dog overly excited, which may lead to a nip or a bite.

Excerpted from AVMA.org; <https://www.avma.org/resources-tools/pet-owners/dog-bite-prevention>



OFA Eye Certification Registry Clinic

Calling All Portuguese Water Dogs!

Sponsored as a service to all dog owners
by the Keystone Portuguese Water Dog Club

Sunday, February 18, 2024

9 am to 4 pm

(Snow date February 25, 2024)

Doylestown Animal Medical Clinic
802 North Easton Road, Doylestown, PA 18902
215-345-7782

Eye exam by Dr. Gustavo Aguirre, DVM, PhD, PhD (hc) Diplomate, ACVO

Examination Fees and Registration

\$60.00 for nonmembers — \$50 for members

Dogs with normal test results are eligible for an OFA-ECR registration certificate that is valid for 12 months.

All Dogs Need Eye Exams

Eye exams are not just for breeding dogs. All dogs need routine eye exams to detect changes in their eyes.

Often, eye problems can be identified early so that further illness or even blindness can be prevented.

Portuguese Water Dogs and Vision

In Portuguese Water Dogs there are two forms of PRA as well as other eye diseases that cause blindness.

All owners of Portuguese Water Dogs are encouraged to have their dog's eyes tested regularly—annually for breeding dogs, and every 2 to 3 years for nonbreeding dogs. The nonbreeding dogs are as important to the breed's long-term eye health as the breeding dogs. If and when a genetic eye problem is found in a nonbreeding animal, it is important to notify the breeder and club (pwdca.eye.committee@gmail.com).

Routine eye exams provide knowledge about the overall eye health of the breed, and give owners an understanding of their dog's eye health.

The Exam

The OFA-ECR exam is a general eye exam that screens for genetic and nongenetic abnormalities in your dog's eyes.

The eye screening exam is performed approximately 20 minutes after pupil-dilating drops are placed in your dog's eyes. The drops are not painful, but your dog's eyes may be light-sensitive for up to eight hours.

The ophthalmologist will examine your dog's eyes in a darkened room. The exam only takes a few minutes. All dogs in show, performance, and pet homes should have their eyes examined regularly.

Register at KPWDC.org

Go to the Events tab, click on Winter Eye Clinic 2024—Registration Form and fill in all the information.

Questions? Want to register? Email Barbara Weisman at barbie@seangels.net or call/text her at 609-273-9960.



When selecting a chew for your dog, ask yourself:
can I bend or flex it, create a dent with my thumbnail, and dissolve it in water?
If you answer no, then refrain from buying!



SAVE THE DATE

The Annual Picnic and
Membership Meeting
will be held on
Sunday, October 20, 2024



**DelMarVa
"No Water"
Water Workshop**

February 10, 2024
Oriole Dog Training Club
Halethorpe, Maryland

It's too cold to get in the water, so we'll be working on land-training techniques to get ready for the 2024 Water Trial season.

Beginner dog and handler teams, 9am to noon
Advanced dog and handler teams, 1pm to 4pm
Registration (\$35) at <https://perfdog.com/>

2024 Supported Entry

The Keystone Portuguese Water Dog Club and the Portuguese Water Dog Club of America will be holding a Supported Entry at the Penn Treaty Kennel Club Show at the Lum's Pond State Park, 3355 Red Lion Road, Bear, DE 19701, on Saturday, April 27, 2024. **Portuguese Water Dogs will be showing in Ring # TBD starting at TBD am with Sweepstakes and Veterans Sweepstakes, followed by the Regular Classes at TBD.**

The KPWDC will be holding a General Membership Meeting immediately following the PWD's showing in the ring. We plan on providing sandwiches, chips, Philly pretzels, desserts and bottled water.

We will be holding a raffle, so please consider donating an item or two for the raffle when you sign up on our website!

Of course, anyone can attend both the Supported Entry and our meeting, so bring a friend (or two) with you!!

Hope to see you there.

—Dave Wichterman and Louanne James,
your Supported Entry Committee

DIRECTIONS TO THE SHOW

Please Note: The Dog Shows are being held at the CAMPING AREA of Lums Pond State Park. Please use the CAMPING AREA ENTRANCE to the Park and NOT the Main Entrance to the Park.

GPS Address: 3355 Red Lion Road, Bear, DE 19701



Building an Emergency Kit for Your Pets

Just as you do with your family's emergency supply kit, think about the basics for survival, such as food, water and shelter. Have two kits—a larger kit for sheltering in place and a lightweight version if you need to evacuate. Review your kits regularly to ensure that their contents, especially foods and medicines, are fresh.

Packing Suggestions

- Food—keep several days' supply of food in an airtight, waterproof container.
- Water—store a water bowl and several days' supply of water.
- Medicine—keep an extra supply of the medicine your pet takes on a regular basis in a waterproof container.
- First aid kit—talk to your veterinarian about what is most appropriate for your pet's emergency medical needs.
- Collar with ID tag and a harness or leash—have copies of your pet's registration information and other relevant documents in a waterproof container and available electronically.
- Traveling crate or sturdy carrier, ideally one for each pet.
- Grooming items—pet shampoo, conditioner, comb, brushes, towels
- Sanitation needs—include pet litter and litter box (if appropriate), newspapers, paper towels, plastic trash bags and sanitizers
- A picture of you and your pet together—a picture of you and your pet together will help you document ownership and allow others to assist you in identifying your pet.
- Favorite toys, treats or bedding. Familiar items can help reduce stress for your pet.

Excerpt from U.S. Dept of Homeland Security; <https://www.ready.gov/pets>

Studies show that the high cost for dental cleaning is a significant barrier for pet owners. Even with insurance coverage, some carriers do not cover dental care.

Cold Weather Tips for Pets

- Ensure your pets ID tags are up to date.
- Limit time outdoors. Keep potty breaks brief and closely monitor your dog while outdoors.
- Animals are drawn to the smell and sweet taste of antifreeze, which can be fatal if ingested. Keep all antifreeze and ice melting products out of reach.
- Stock up on pet food, medication, and water in preparation of potential power outages. Keep a pet emergency bag in the car.
- Do not leave your dog unattended in a car. Cars act as insulators, trapping in the cold and increasing risk of hypothermia.
- Avoid thinly frozen ponds or lakes.
- Wipe your dog's feet, legs and belly as soon as they are back in the house. Remove snow from the paw pads. Routinely check the paws for cracks and redness. Apply a pet-safe protective balm as needed to keep paw pads supple.
- Recognize signs of hypothermia: shivering, whining, anxious or moving unusually slow.
- Offer your dog a warm place to sleep indoors, off the floor and away from drafts.
- Remember: if you are cold, then your dog is probably cold!

Ditch the Bath

Reduce bathing frequency during cold spells. Drying can take too long, and washing too often can deplete natural oils and increase dry, flaky skin.

Ask a Pro
If your dog must be bathed, ask your vet for a moisturizing shampoo or rinse recommendation.



ASPCA

Check Before You Rev

Outdoor stray and feral cats sometimes sleep under car hoods to stay warm. But a car's fan belt can injure or kill a cat when the motor starts. To avoid a tragic accident: **bang loudly on your hood before starting the engine** to give any cats a chance to escape.



ASPCA

Paw Protection

Daily walks in the cold can harm your dog's paws. Keep them moisturized to protect against salt and chemical agents.

Use pet booties to minimize contact with painful salt crystals, poisonous anti-freeze and chemical ice-melting agents.

Apply a dollop of petroleum jelly to their paw pads before going outside.



ASPCA

The Cold Outside

See a dog out in the cold without proper shelter? Contact local law enforcement. Dogs left in extreme temperatures, especially without food and shelter, are at risk of hypothermia, death and frostbite.

How Can You Help?

Note the date, time, exact location and type of animal(s) involved.	Jot down as many details as possible before contacting animal control or local law enforcement with your complaint.	Follow up in a few days if the situation has not been remedied.
---	---	---

Did You Know?
Animal neglect is a misdemeanor crime in all 50 states.



ASPCA

